



Planning Application LCC/2023/0007

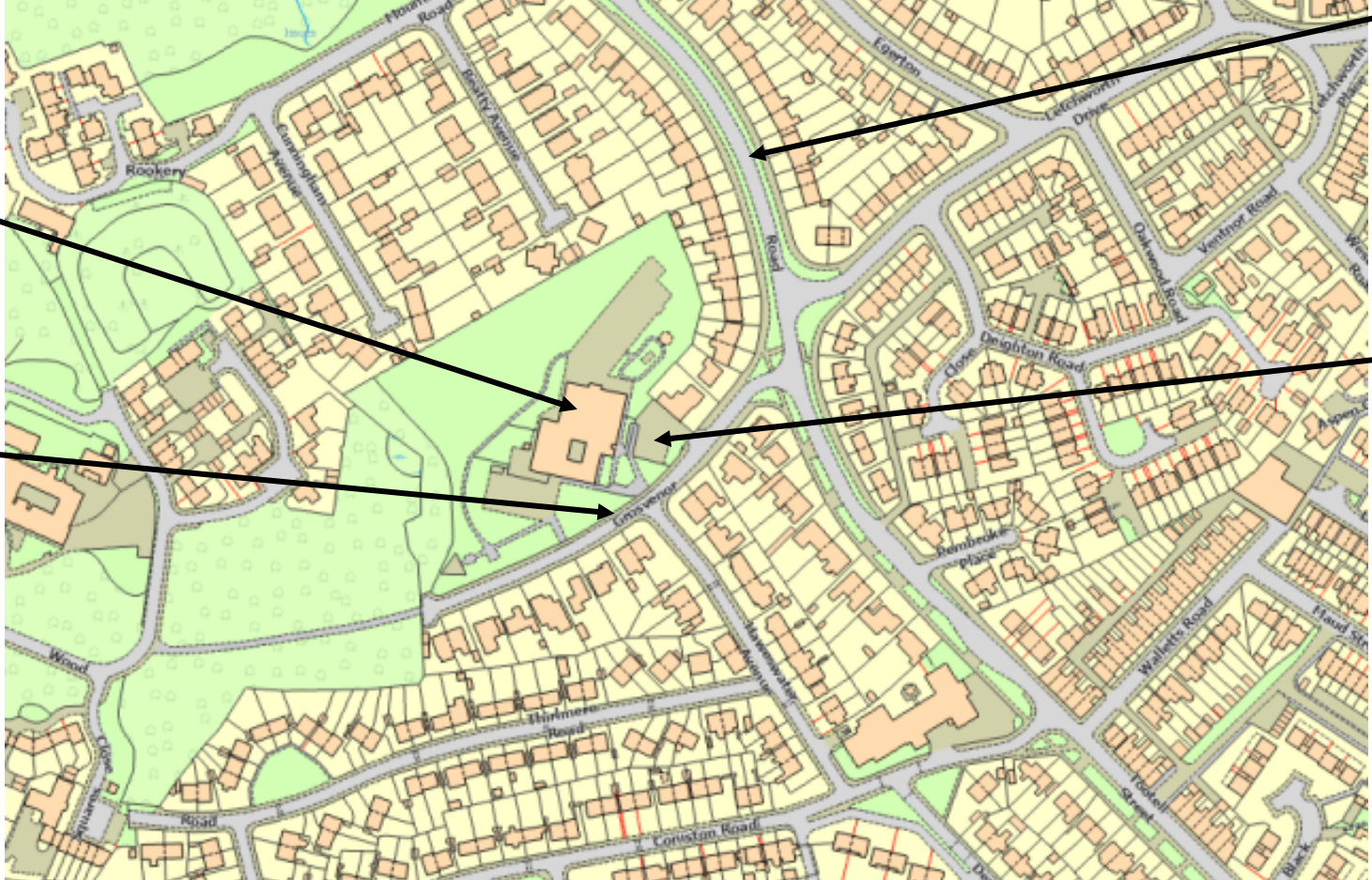
Proposed 2.4m high mesh fence to front boundary of school to
replace existing hoop top fence

Gillibrand Primary School, Grosvenor Road, Chorley

Planning application LCC/2023/0007 Site Location Plan

Gillibrand School

Grosvenor Road



Collingwood Road

Staff car park



Planning application LCC/2023/0007 Aerial View

Gillibrand School

Grosvenor Road



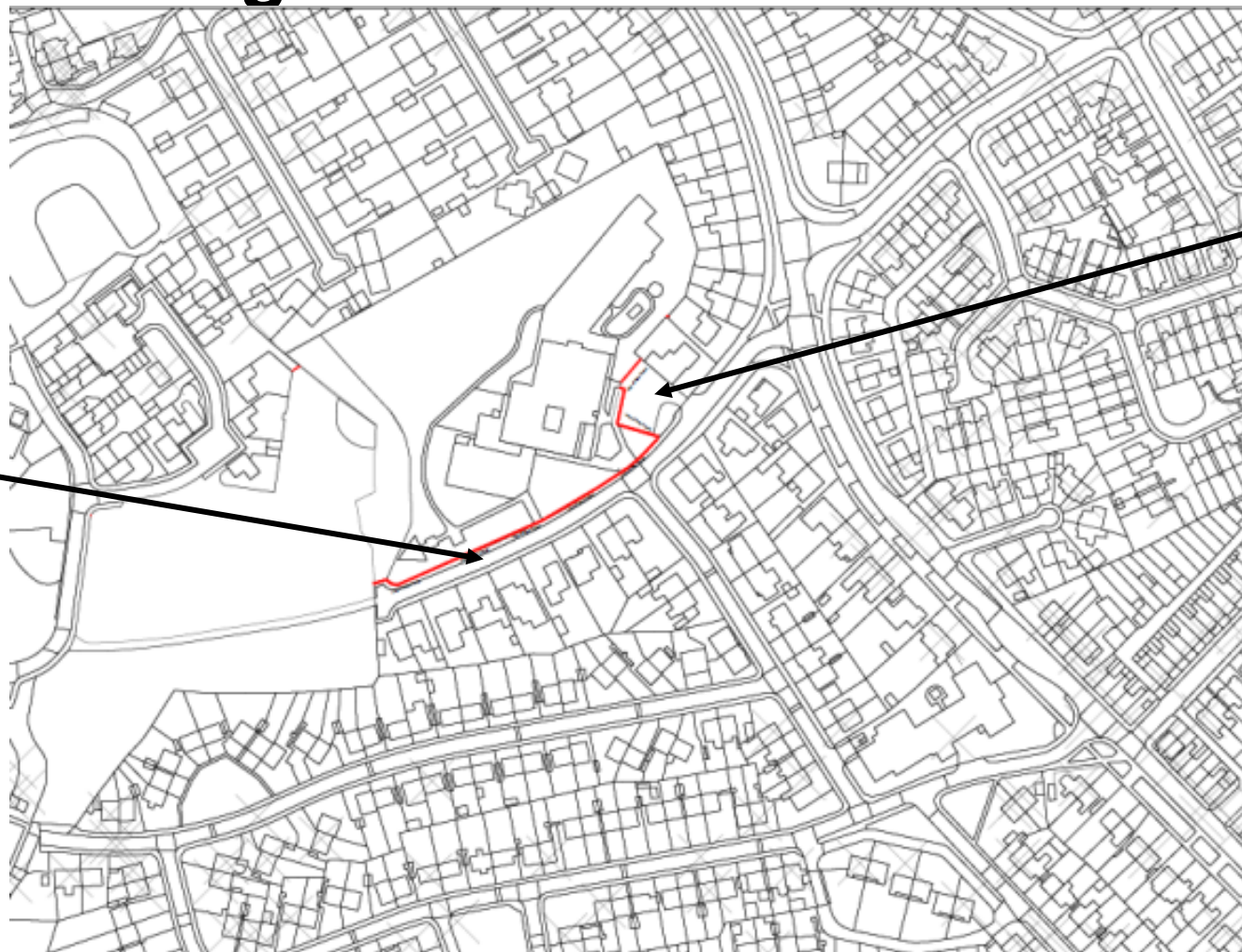
Collingwood Road

Staff car park



Planning application LCC/2023/0007 Position of proposed fencing


Grosvenor Road



Car park and vehicular entrance



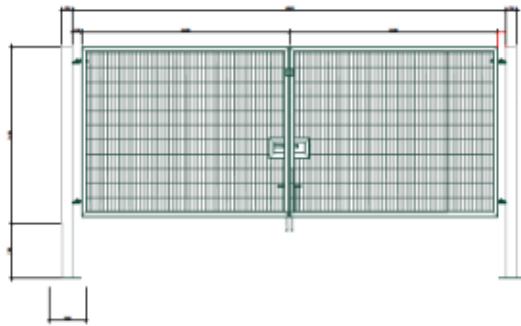
Planning application LCC/2023/0007 - proposed fencing



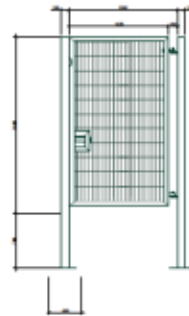
Fence Elevation



Plan @ 1:50



4800mm x 2400 mm
Double Gates - Type A



1500mm x 2400 mm
Single Gate

Specification

To be used with Postfixion for General conditions
Open mesh galvanized steel and concrete foundations
Manufacturer: B.M.I. (UK) Limited
Tel: 01273 786770 www.bmi-fencing.com
All gates to be double life high steel post fixion

Height: 2400mm
Horizontal height: 3.0m

Mesh & Posts: 80mm x 100mm (steel) 3mm wire mesh and steel 80mm horizontal vertical posts, galvanized and concrete concrete bases to 400mm deep.

Posts: 80 x 80 mm x 100, galvanized after manufacture and concrete post fixion mounted with 25 x 25 mm steel plate galvanized and concrete post fixion mounted to mesh fencing.

80 x 100 mm x 100, galvanized after manufacture and concrete post fixion mounted with 25 x 25 mm steel plate galvanized and concrete post fixion mounted to mesh fencing.

Height: 1500 x 2400 mm double and 1500 x 2400 mm single.

Post fixion: All posts to be 80 x 80 mm diameter, 2000mm long, fixed on the back left the depth with concrete, as shown on plan.

Maximum post centres: 3000mm

Bottom of fencing to be: approx. 50mm above final ground level.

Other requirements: F10 Traffic Signs BS 6859.

Standard Post Fixion: 2 required for each of 2.4m.

* Depending on fence length

WITH PERMISSION WE MAY CONTACT YOU FOR THE DESIGN AND CONSTRUCTION OF THE FENCING. WE WILL CONTACT YOU BY PHONE OR BY EMAIL. IF YOU DO NOT WANT TO RECEIVE THESE CONTACTS PLEASE CONTACT US AT THE ABOVE ADDRESS.			
Client: Chorley GILLIBRAND PRIMARY SCHOOL			
Project: PROPOSED FENCING			
Drawings: Layout & Fence Elevation			
Scale: 1:50	Drawn by: RW	Date: JUN 23	Approved by: [Signature]
Lancashire County Council			
Design & Construction			
PO BOX 36 COUNTY HALL, PRESTON, PR1 8AS TEL: 0552 123201			
Project No: 13751	Drawings: 13751/RW	Revision: A	Drawn by: [Signature]
Tender			

Planning application LCC/2023/0007 Pictures of existing fencing



Planning application LCC/2023/0007 Pictures of existing fencing



(Image from Google)



Planning application LCC/2023/0007 Boundary with 4 Grosvenor Road

